



Debi
Sementelli

Hello My Love

A VERSATILE, ELEGANT HAND LETTERED SCRIPT
WITH 1960 GLYPHS AND 91 BONUS ORNAMENTS



Hello My Love is dedicated to my husband Michael, as we celebrate 35 years of love, compromise, sacrifice, joy and laughter. It's also the way we greet each other daily! It's a nice reminder to be grateful every day for the love that we share. I hope it inspires you to celebrate love whenever you can, in big and small ways.


All the Best!

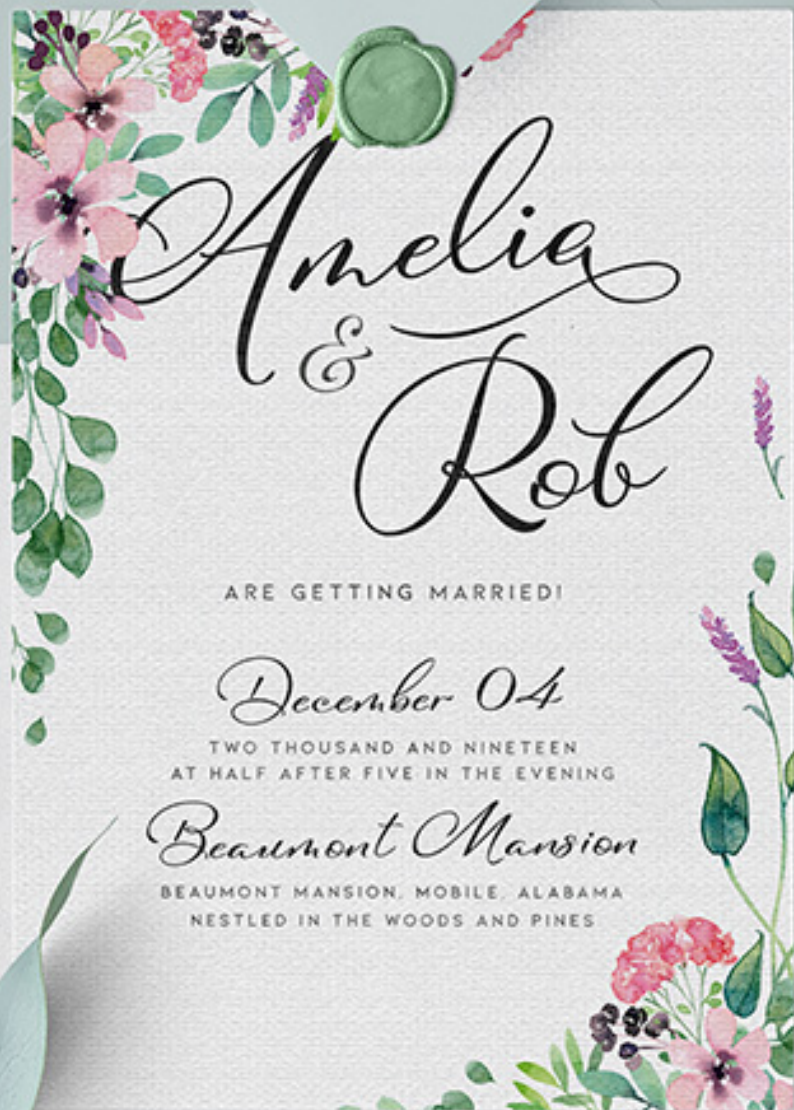
Debi Sementelli

November 9, 2019





Marionette
Pâtisserie & Restaurant



*Andelia
&
Rob*

ARE GETTING MARRIED!

December 04

TWO THOUSAND AND NINETEEN
AT HALF AFTER FIVE IN THE EVENING

Beaumont Mansion

BEAUMONT MANSION, MOBILE, ALABAMA
NESTLED IN THE WOODS AND PINES

SWASH & STYLISTIC ALTERNATES

WITH 1985 CHARACTERS AND 91 ORNAMENTS, THERE ARE ENDLESS COMBINATIONS FOR SWASHES AND LIGATURES. PLAY WITH DIFFERENT OPTIONS TO FIND THE PERFECT COMBINATION FOR YOUR NEEDS.



WEDDING VOWS

NEW WEDDING VOWS COMMITTED TO YOU BY YOU.

*You were my
first love and
you'll be
my last love.*
-debi

MICHAEL EXPLAINS OUR RELATIONSHIP TO OUR FRIENDS LIKE THIS:
"I'M THE BLACK AND WHITE, SHE BRINGS THE COLOR."

WE ACTUALLY MET AND DATED IN HIGH SCHOOL, THEN WENT OUR SEPARATE
WAYS FOR 11 YEARS. HIS MOTHER RAN INTO MY FATHER BACK IN OUR
HOMETOWN AND FOUND OUT WE BOTH WERE LIVING IN DALLAS. AFTER SHE
LET HIM KNOW, HE LOOKED ME UP IN THE PHONE BOOK (16 YEARS AGO
THERE WAS NO INTERNET) AND WE MET FOR A DRINK. WE GOT MARRIED A
YEAR AND A HALF LATER IN THE SAME CHURCH BOTH OF OUR PARENTS HAD
BEEN MARRIED IN. SO YOU CAN SEE, IT'S A TRUE LIFE LOVE STORY!

33 | WEDDING VOWS



STANDARD CHARACTERS

*Congratulations to the new
Mr. and Mrs. John Smith VI*

SWASH & STYLISTIC ALTERNATES

LOWER CASE "T" WITH NO CROSS BAR

SS07

"TH" LIGATURE

SS19

ALL SWASH CAPS

SS10

SS01

LOWER CASE L WITH NO TOP LOOP

SS09

SS03

SS01

SS02

SS07

TURN ON CONTEXTUAL ALTERNATES TO CREATE ROMAN NUMERALS .



CONTEXTUAL ALTERNATES

TURN ON CONTEXTUAL ALTERNATES FOR MORE NATURAL ENDING LETTERS...

STANDARD
LETTERS

a b c d e f g h j k m n o p q r s u y

CONTEXTUAL
ALTERNATES
TURNED ON

a b c d e f g h j k m n o p q r s u y

PLUS CHOOSE THESE CHARACTERS FROM THE GLPYH
PANEL OR STYLISTIC SETS FOR MORE NATURAL
BEGINNINGS.

r s r s
SS05 SS10

OR ADD ONE OF 3 SWASHES FROM THE ORNAMENT
PANEL TO CREATE A BEGINNING FLOURISHED LETTER.
SEE "CREATE UNIQUE FLOURISHED LETTERS"
IN THIS USER GUIDE.

~ + r = ~r
c + a = ca
~ + p = p

STANDARD CHARACTERS

LOWERCASE

a b c d e f g h i j k l m n o p q r s t u v w x y z

UPPERCASE

A B C D E F G H I J K L M
N O P Q R S T U V W X Y Z

PUNCTUATION

0 1 2 3 4 5 6 7 8 9 . , ! ? () { } [] & & & and no
I II III IV V VI VII VIII IX X # @ + = € ¥ £ \$ ¢

DESIGN ELEMENTS & EXTRAS

GO TO ORNAMENTS OR GLYPH PANEL.

- 1.SELECT A SMALL DESIGN ELEMENT.
- 2.TYPE YOUR WORD.
- 3.SELECT THE SAME OPPOSITE DESIGN ELEMENT .

THEY LINE UP PERFECTLY WITH LOWER CASE LETTERS! GREAT FOR ENTREE SELECTIONS ON MENUS!



OTHER SMALL DESIGN ELEMENTS FOUND IN THE ORNAMENTS (OR GLYPH PANEL)



OTHER EXTRAS!

3 AMPERSANDS (1 STANDARD) IN THE GLYPH PANEL.
"AND" , "NO." CAN BE FOUND IN STYLISTIC SET SS17.



STANDARD LIGATURES

TURN ON STANDARD LIGATURES TO ALLOW THE SUBSTITUTIONS BELOW.

tt=tt ll=ll fp=fp th=th

*bb cc dd dl ee ff ffl fj fl fll fp ft gg gj gp jp ll
mm nn oo op or pp pr rr sp sr ss sz th tt vp vr vs
vv vy vz wp wr ws wv wx wy wz zf zj zp zz*

DISCRETIONARY LIGATURES

TURN ON DISCRETIONARY LIGATURES TO ALLOW THE SUBSTITUTIONS BELOW.

dl ll gg jp ll fp tt zz and No.

THERE ARE MORE LIGATURES IN THE GLYPH PANEL AND IN STYLISTIC SETS 16-20.

ROMAN NUMERALS

ROMAN NUMERALS CAN BE FOUND IN CONTEXTUAL ALTERNATES AND STYLISTIC SET 16 AND IN THE GLYPH PANEL.
YOU CAN CHANGE BOTH NUMBERS AND CAPITAL LETTERS I,V,X INTO ROMAN NUMERALS.

1 2 3 4 5 6 7 8 9 0

GO TO STYLISTIC SET 16 OR GLYPH PANEL. HIGHLIGHT NUMBER. DOUBLE CLICK ON APPROPRIATE ROMAN.

II, III IV V VI VII VIII IX X

HIGHLIGHT CAPS. TURN ON CONTEXTUAL ALTERNATES TO TURN CAPITAL LETTERS I,V,X INTO ROMANS.

Mr. and Mrs. John Smith 6=VI

Mr. and Mrs. John Smith VI=VI

FOR ENVELOPE ADDRESSING: HIGHLIGHT YOUR WHOLE GUEST LIST AND TURN ON
CONTEXTUAL ALTERNATES TO CHANGE ALL THE CAPITAL LETTERS (I,VX) , AT THE END OF
NAMES, INTO ROMANS!

THIS WILL ALSO CHANGE YOUR ENDING LETTERS TO THE CONTEXTUAL ALTERNATE
GIVING YOUR NAMES AND WORDS A MORE NATURAL FEEL.

STYLISTIC ALTERNATES

TURN ON STYLISTIC ALTERNATES TO ALLOW THE SUBSTITUTIONS BELOW.

Q R S T U V W X Y Z

Q P Q R S T U V W X Y Z

abcdefghijklmnopqrstuvwxyz

Q Q Q Q Q Q Q Q Q Q Q Q Q Q Q Q

E E E E E E E E E E E E L L N N N

O O O O O O O O O O O O P P S S S S T T

U U U U U U U U U U Y Y Z Z Z

á á á á à ā q ā é ç ç d é è è è è è è U

ñ ñ ñ ó ô õ ö ò õ õ õ r r s s s T u ü û ü ü ü ü ü y y z z

STYLISTIC ALTERNATES

YOU'LL ALSO FIND MULTI LANGUAGE SUPPORT FOR THESE LETTERS IN THEIR STYLISTIC SET.

a a a a a a a a a a

ss01 ss02 ss03 ss04 ss05 ss06 ss07 ss08 ss09 ss10 ss11

b b b b b b b b b b

ss01 ss02 ss03 ss04 ss05 ss06 ss07 ss08 ss09 ss10 ss11

c c c c c c

ss01 ss02 ss03 ss04 ss05 ss06

d d d d d d d d d d d d

ss01 ss02 ss03 ss04 ss05 ss06 ss07 ss08 ss09 ss10 ss11 ss12

e e e e e e e e e e

ss01 ss02 ss03 ss04 ss05 ss06 ss07 ss08 ss09 ss10

STYLISTIC ALTERNATES

YOU'LL ALSO FIND MULTI LANGUAGE SUPPORT FOR THESE LETTERS IN THEIR STYLISTIC SET.

f f F f F f F f f f f

ss01 ss02 ss03 ss04 ss05 ss06 ss07 ss08 ss09 ss10 ss11

g g g g g g g g g g g g

ss01 ss02 ss03 ss04 ss05 ss06 ss07 ss08 ss09 ss10 ss11 ss12 ss13

h h h h h h h h h h h

ss01 ss02 ss03 ss04 ss05 ss06 ss07 ss08 ss09 ss10 ss11 ss12

i i i i i i i i i

ss01 ss02 ss03 ss04 ss05 ss06 ss07 ss08 ss09

j j j j j j j

ss01 ss02 ss03 ss04 ss05 ss06 ss07

STYLISTIC ALTERNATES


YOU'LL ALSO FIND MULTI LANGUAGE SUPPORT FOR THESE LETTERS IN THEIR STYLISTIC SET.



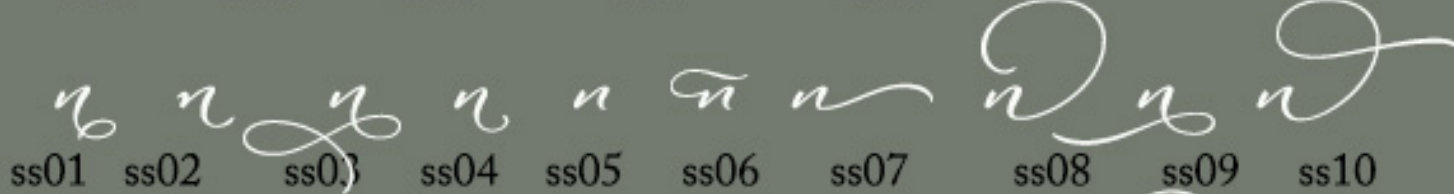
ss01 ss02 ss03 ss04 ss05 ss06 ss07 ss08 ss09 ss10 ss11 ss12



ss01 ss02 ss03 ss04 ss05 ss06 ss07 ss08 ss09 ss10 ss11 ss12 ss13 ss14



ss01 ss02 ss03 ss04 ss05 ss06 ss07



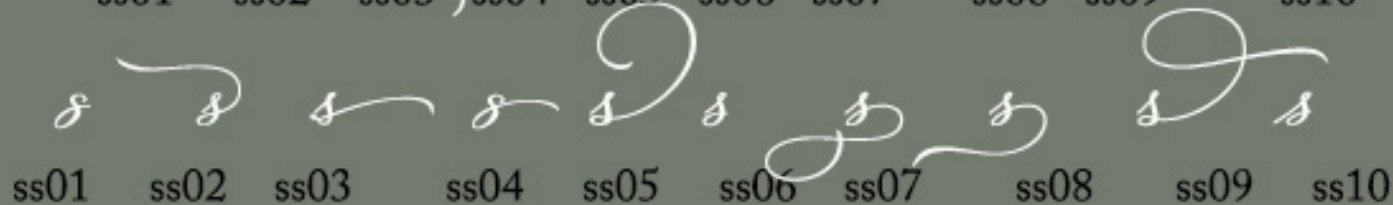

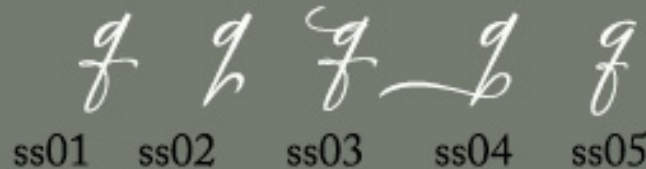
ss01 ss02 ss03 ss04 ss05 ss06 ss07 ss08 ss09 ss10



ss01 ss02 ss03 ss04 ss05 ss06 ss07 sso8 sso9

STYLISTIC ALTERNATES

YOU'LL ALSO FIND MULTI LANGUAGE SUPPORT FOR THESE LETTERS IN THEIR STYLISTIC SET.



STYLISTIC ALTERNATES

YOU'LL ALSO FIND MULTI LANGUAGE SUPPORT FOR THESE LETTERS IN THEIR STYLISTIC SET.

u u u u u u u u
ss01 ss02 ss03 ss04 ss05 ss06 ss07 ss08

v v v v v v v
ss01 ss02 ss03 ss04 ss05 ss06 ss07

w w w w w w w w
ss01 ss02 ss03 ss04 ss05 ss06 ss07 ss08

x x x x x
ss01 ss02 ss03 ss04 ss05

y y y y y y y y y y y y
ss01 ss02 ss03 ss04 ss05 ss06 ss07 sso8 sso9 ss10 ss11 ss12 ss13

z z z z z z
ss01 ss02 ss03 ss04 ss05 ss06

STYLISTIC ALTERNATES

YOU'LL ALSO FIND MULTI LANGUAGE SUPPORT FOR THESE LETTERS IN THEIR STYLISTIC SET.



ss01 ss02 ss03 ss04 ss05



ss01 ss02 ss03 ss04 ss05 ss06 ss07 ss08



ss01 ss02 ss03 ss04 ss05 ss06



ss01 ss02 ss03 ss04 ss05 ss06 ss07 ss08



ss01 ss02 ss03 ss04 ss05 ss06 ss07

STYLISTIC ALTERNATES

YOU'LL ALSO FIND MULTI LANGUAGE SUPPORT FOR THESE LETTERS IN THEIR STYLISTIC SET.



ss01 ss02 ss03 ss04 ss05 ss06



ss01 ss02 ss03 ss04 ss05 ss06 ss07 ss08



ss01 ss02 ss03 ss04 ss05 ss06 ss07 ss08 ss09 ss10



ss01 ss02 ss03 ss04 ss05 ss06 ss07 ss08



ss01 ss02 ss03 ss04 ss05 ss06 ss07 ss08


STYLISTIC ALTERNATES

YOU'LL ALSO FIND MULTI LANGUAGE SUPPORT FOR THESE LETTERS IN THEIR STYLISTIC SET.



STYLISTIC ALTERNATES

YOU'LL ALSO FIND MULTI LANGUAGE SUPPORT FOR THESE LETTERS IN THEIR STYLISTIC SET.



STYLISTIC ALTERNATES

YOU'LL ALSO FIND MULTI LANGUAGE SUPPORT FOR THESE LETTERS IN THEIR STYLISTIC SET.

u u u u u

ss01 ss02 ss03 ss04 ss05

v v v v v v v v v v

ss01 ss02 ss03 ss04 ss05 ssp06 ssp07 ssp08 ssp09 ss10

w w w w w w w w w w

ss01 ss02 ss03 ss04 ss05 ss06 ss07 ss08 ss09 ss10

x x x x x x

ss01 ss02 ss03 ss04 ss05 ss06

y y y y y y y

ss01 ss02 ss03 ss04 ss05 ss06 ss07

z z z z z z z z z

ss01 ss02 ss03 ss04 ss05 ss06 ss07 ss08 ss09

STYLISTIC SETS 16-20

IN THE FOLLOWING STYLISTIC SETS YOU'LL FIND:
ROMAN NUMERALS 1-10 AND
ADDITIONAL DISCRETIONARY LIGATURES PLUS "AND" & "NO."

GO TO THE STYLISTIC SET YOU NEED. (OR THE GLYPH PANEL)
HIGHLIGHT THE ITEM YOU WANT TO CHANGE.
DOUBLE CLICK ON THE ONE YOU WANT TO TAKE IT'S PLACE.

SS16

I II III IV V VI VII VIII IX X

SS17

bb dl ff gg jp ll pp tt zz and no.

SS18

bb ff ll pp tt zz

SS19

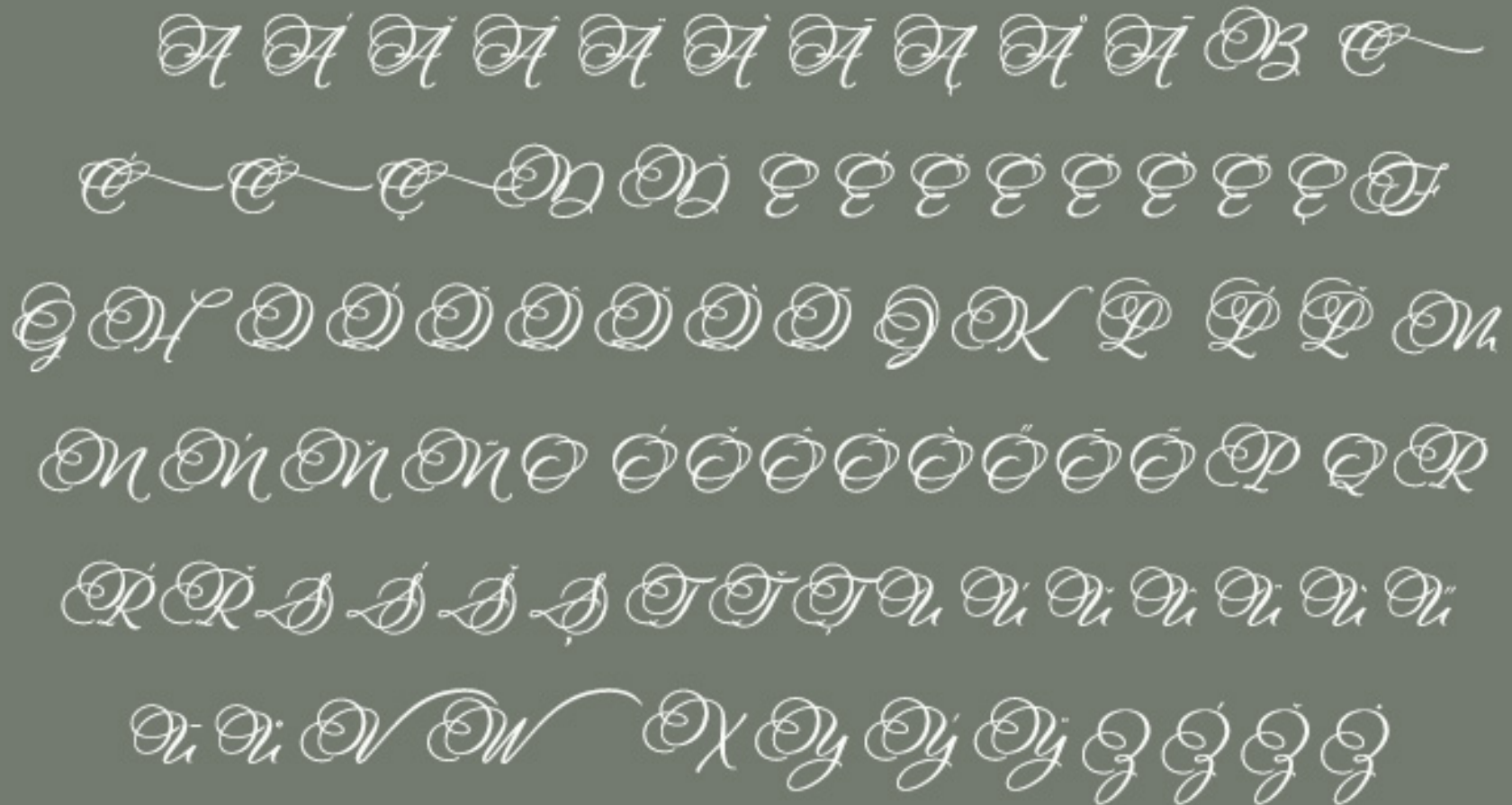
ll

SS20

ll

SWASH CAPS

THESE UPPER CASE LETTERS WILL APPEAR WHEN YOU TURN ON THE SWASH FEATURE IN YOUR OPEN TYPE CAPABLE PROGRAM. YOU CAN ALSO ACCESS THEM IN THE GLYPH PANEL & STYLISTIC SETS.



THESE ARE ONLY THE SWASH CAPS!! THERE ARE TONS MORE ALTERNATE UPPER CASE LETTERS.

CREATE UNIQUE FLOURISHES LETTERS

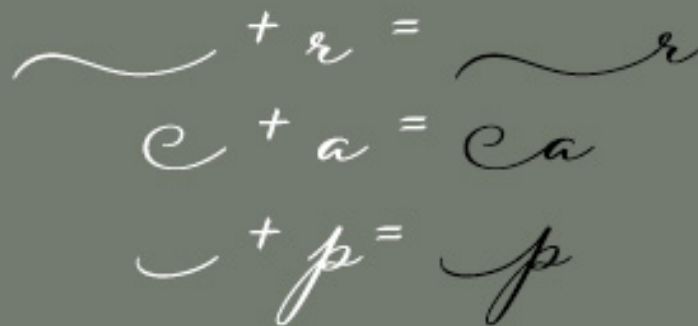
GO TO ORNAMENTS (OR BOTTOM OF GLYPH PANEL)

THERE ARE 3 BEGINNING SWASHES IN 3 DIFFERENT SHAPES AND SIZES.

1. SELECT THE SWASH YOU WANT

2. TYPE ANY LOWER CASE LETTER (WITHOUT AN EXISTING BEGINNING FLOURISH).

NO NEED TO CREATE A TEXT BOX. THE SWASHES ARE ALREADY LINED UP! INSTANT FLOURISHED LETTER!



YOU'LL FIND THESE SWASHES AT THE BEGINNING OF THE ORNAMENTS OR AT THE BOTTOM OF THE GLYPH PANEL

IN STYLISTIC SETS (SS07) OR THE GLYPH PANEL...

1. TYPE EITHER THE CROSS-LESS "T" OR THE "L" WITH NO TOP LOOP

2. CREATE A TEXT BOX.

3. GO TO ORNAMENTS OR BOTTOM OF GLYPH PANEL.

4. DOUBLE CLICK ON ONE OF 3 CROSSBARS.

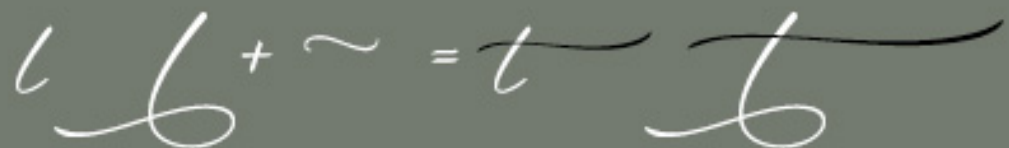
(THEY ARE THE FIRST 3 ORNAMENTS.)

5. PLACE TEXT BOX WITH CROSS BAR OVER THE LETTER.

MOVE THEM AROUND! SIZE THEM UP!

SS07

SS07



MICROSOFT WORD USERS

IF YOU ARE USING MICROSOFT WORD TO CREATE INVITATIONS, PRINT ADDRESSES ON ENVELOPES, CREATE SIGNAGE, PLACE CARDS, TABLE NUMBERS AND OTHER ITEMS, I HAVE A SERIES OF VIDEOS ON MY YOUTUBE CHANNEL TO SHOW YOU HOW TO DO ALL OF THAT WITH MY FONT!

YOU CAN ACCESS ALL THE FANCY LETTERS USING THE TYPOGRAPHY PANEL IN WORD.
FOR MORE DETAILS, CHECK OUT MY YOUTUBE VIDEOS.

SEE THE LINK BELOW.

[HTTPS://WWW.YOUTUBE.COM/USER/LETTERINGARTSTUDIO/VIDEOS](https://www.youtube.com/user/letteringartstudio/videos)

MICROSOFT STARTED OFFERING OPENTYPE FEATURE SUPPORT IN WORD 2010, SO IF YOU'RE USING AN EARLIER COPY, YOU'LL NEED TO UPGRADE.

TECHNICAL SPECIFICATIONS

THE FONT FILES INCLUDE 1 OPEN TYPE (.OTF) AND 1 TRUE TYPE (TTF)
IF YOU HAVE A MAC OR NEWER WINDOWS COMPUTER, INSTALL THE .OTF FILE.
IF YOU HAVE AN OLDER WINDOWS COMPUTER, INSTALL THE .TTF FILE.

FEATURES: 1985 TOTAL CHARACTERS

INCLUDING 215 STYLISTIC ALTERNATE UPPER CASE AND 259 STYLISTIC ALTERNATE LOWER CASE.

69 LIGATURES, CONTEXTUAL ALTERNATES, 19 STYLISTIC SETS 3 AMPERSANDS, "AND" & "NO.", ROMAN NUMERALS , ORDINALS, FRACTIONS, BEGINNING SWASHES THAT CONNECT WITH LOWER CASE LETTERS, AND A SET OF 15 ORNAMENTS INCLUDING SMALL DESIGN ELEMENTS THAT ARE PERFECT FOR ITEMS LIKE MENUS!

THE FONT IS ALSO ENCODED FOR PUA (PRIVATE USE AREA) FOR EASY USE WITH CUTTING MACHINES AND THOSE WHO DON'T HAVE OPEN TYPE CAPABLE PROGRAMS.

SUPPORTED LANGUAGES: WESTERN EUROPE, CENTRAL/EASTERN EUROPE, BALTIC, TURKISH, ROMANIAN

HELLO MY LOVE ORNAMENTS IS A SEPARATE FONT INCLUDED AS A BONUS WITH THE PRO. IT HAS 91 ORNAMENTS INCLUDING FRAMES THAT WORK PERFECTLY FOR MONOGRAMS!

CHECK OUT MY YOUTUBE CHANEL FOR IDEAS ON HOW TO COMBINE THE ORNAMENTS TO MAKE UNIQUE DESIGNS!

[HTTPS://WWW.YOUTUBE.COM/USER/LETTERINGARTSTUDIO/VIDEOS](https://www.youtube.com/user/letteringartstudio/videos)





















































*T*HIS FONT IS FOR BOTH PERSONAL AND COMMERCIAL USE, WITH LIMITATIONS. FOR DETAILS ON LICENSING FOR COMMERCIAL USE, PLEASE CONTACT ME AT LICENSE@DEBISEMENTELLI.COM OR VISIT MY FAQ PAGE ON MY WEBSITE. [HTTPS://DEBISEMENTELLI.COM/FAQS/](https://debisementelli.com/faqs/)



Hello My Love

ORNAMENTS

ORNAMENT KEYBOARD GUIDE PAGE 1

A	B	C	D	E	F	G	H		
									
I	J	K	L	M	N	O	P		
									
Q	R	S	T	U	V	W	X		
									
Y	Z	a	b	c	d	e	f	g	
									
h	i	j	k	l	m	n	o	p	q
									
r	s	t	u	v	w	x	y	z	
									

1 2 3 4 5 6 7 8 9 0



- = ! @ # \$ % ^ & *



() _ + { } \ |]



; ' : " < > , . ?



/ |

Hello My Love Ornaments



KEYBOARD
GUIDE
PAGE 2